


**jaga**



Slim Never Looked So Good:

# SLIM CLIMA CANAL

[www.jaga-canada.com](http://www.jaga-canada.com)





# SLIM CLIMA CANAL


Energy efficient system for heating and cooling



Subtle and discreet, the Slim Clima Canal from Jaga Climate System is **custom designed** for Vancouver climate and living conditions. With a narrow design measuring only 4.24", this unique product is the result of a collaboration between several innovators driving many of Vancouver's key development projects.

The unique design offers flexibility with other structural components in residential or commercial spaces. As the unit is **placed on the floor**, it does not encroach into the living space and allows for maximum viewing through floor-to-ceiling windows. While the cover of the unit is **robust and durable** to withstand heavy pressures, it features a sleek grille design that allows for easy cleaning and a contemporary look.

Housed within this compact solution is an extremely powerful convector that offers almost instantaneous **heating and cooling** capabilities. Featuring Jaga's fast-reacting Low-H<sub>2</sub>O technology, the units operate on a very low water volume which enables it to heat or cool a room more quickly –and sustainably–than other solutions in the market. This feature allows residents to heat or cool the space when necessary, allowing for **maximum comfort and eliminating energy waste**.



*Slim Clima Canal heating mode*



# Clima Canal Hybrid / Clima Canal dimensions

## Heating capacity \*\*

### 170/150/68°F

Clima Canal	10 V	8 V	6 V	4 V	2 V
L072	3752	3107	2437	1731	964
L108	7724	6397	5018	3563	1984
L144	12137	10053	7885	5599	3118
L180	16551	13709	10752	7635	4252

### 130/110/68°F

Clima Canal	10 V	8 V	6 V	4 V	2 V
L072	2120	1756	1377	978	545
L108	4364	3614	2835	2013	1121
L144	6858	5680	4455	3163	1762
L180	9351	7745	6075	4314	2402

### 95/85/68°F

Clima Canal	10 V	8 V	6 V	4 V	2 V
L072	899	745	584	415	231
L108	1851	1533	1202	854	475
L144	2908	2409	1889	1342	747
L180	3966	3285	2576	1829	1019

## Water flow heating max.

Clima Canal	GPM
L072	0,33
L108	0,73
L144	1,05
L180	1,45

## Cooling capacity (Hybrid only) \*\*

### 60/65/80 (DRY)

Clima Canal	10 V	8 V	6 V	4 V	2 V
L072	614	477	345	218	100
L108	1264	982	709	449	205
L144	1986	1543	1115	705	322
L180	2708	2104	1520	961	439

### 45/55/77°F 50% total \*

Clima Canal	10 V	8 V	6 V	4 V	2 V
L072	1322	1019	714	431	191
L108	2723	2098	1470	887	393
L144	4278	3297	2310	1393	618
L180	5834	4495	3150	1900	842

### 45/55/77°F sensible \*

Clima Canal	10 V	8 V	6 V	4 V	2 V
L072	900	684	473	281	123
L108	1853	1408	973	579	253
L144	2912	2213	1529	909	397
L180	3971	3017	2085	1240	542

## Water flow cooling max.

Clima Canal	GPM
L072	0,21
L108	0,42
L144	0,63
L180	0,85

- Supply heating water T°: 170°F / Return heating water T°: 150°F / Air inlet T°: 70°F
- Supply cooling water T°: 60°F / Return cooling water T°: 65°F / Air inlet T°: 80°F dry bulb T°: - 50% RH (relative humidity)
- \* Supply cooling water T°: 45°F / Return cooling water T°: 55°F / Air inlet T°: 77°F dry bulb T°: - 50% RH (relative humidity)

\*\* outputs for BNA / BNC grilles with 60% free area. Grilles with a free area of 50% have a deration factor of 0.8.

- outputs are calculated for a BNA or BNC grill with a free area of 60% (0.35") opening between the grill profiles. BCN or BCC grilles with a free area of 50%, have a deration factor of 0.8.
- according to EN 16430



# Clima Canal Hybrid / Clima Canal technical data

Jaga Clima Canal: Technical data						
		L 072	L 108	L 144	L 180	
Heat Exchanger (coil)	Fins Per Inch (FPI)	10.6 fins per inch				
	Face Area ft <sup>2</sup>	0.035 ft <sup>2</sup>				
	Coil connections inch	1/2 NPT female				
Fan	Quantity	1	1	2	2	
	Fan scroll diameter inch	1.77				
	Fan lenght inch	12.99	1x25.98	1x12.99, 1x25.98	2x25.98	
Control	JAGA Controller 1 room / JAGA Controller for multiple areas					
EC Motor (24VDC)	Consumption W	2V				
		4V	0.9	1.4	2.4	2.9
		6V				
		8V	1.7	2.9	4.8	6.2
		10V	3.1	5.3	8.6	11.5
	Quantity	1	1	2	2	
	RPM Speed med (7 VDC)	1950				
	RPM Speed max (10VDC)	2340				
	* Sound pressure dB(A)	2V	14	15	16	18
		4V	15	19	20	22
		6V	23	29	30	32
8V		28	32	35	37	
10V		34	37	39	41	
Voltage Volts	24VDC					
Air Flow	CFM	2V				
		4V	40	83	123	165
		6V				
		8V	59	119	178	238
		10V	70	142	213	284

\* with an assumed room attenuation of 8 dB(A) / content of the room 750 sqft / reverberation time 0.5 sec. / measured at 3.3ft height and 6.6ft from the appliance.



# Clima Canal Hybrid / Clima Canal Jaga control panel JDPC

Triggers fan at a set speed when hot water (above 86F) or chilled water (below 62F) flows through the Jaga coil

## JAGA Dynamic Product Control , Jaga Control panel



On - Off controller, as a stand alone system

### Installation

#### Electrical connections: IMPORTANT!

- the warranty is only valid when using the power supply provided by Jaga
- the Jaga DPC is polarization-sensitive. By mixing the minus and plus connection, the controller will be damaged. This damage is not covered by Jaga warranty.
- the electrical connection of the unit must be carried out by qualified personnel, in compliance with the regulations applicable in the country where the unit is installed
- non-conforming electrical connections releases Jaga from liability concerning damage to objects and persons



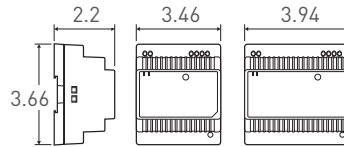
# Clima Canal Hybrid / Clima Canal accessories

## Accessories

### Power supply 24VAC

- small mounting depth
- safety: UL1310 Class 2
- convection cooling
- DIN-rail or wall mounting

CODE	Description
7990.050	36 W
7990.051	60 W
7990.052	100 W



The warranty is only valid when using the original Jaga power supply.

Required power = sum of the power consumption of the equipments



Technical data	CODE >	7990.050	7990.051	7990.052
Power	Watt	36	60	100
Output voltage	VDC	24-28		
Output current	A	1,3	2,5	4,2
Input voltage	VAC	85-264	88-264	
	VDC	120-370	124-370	
Weight	lbs	0.66		0.77
Overload protection		120 - 145%		
LED		DC ok		
Operating temperature		-40 > +185 ° F		

Clima Canal	Cable length according to number of devices (feet) (max. voltage drop 5%)									
Max. cable length in feet	32	65	98	131	164	197	230	262	295	328
Wire size ↓	Type 1 (4.37W), number of Clima Canals:									
17 AWG	18	9	6	4		3		2	1	
16 AWG	28	14	9	7	5	4	3	2	1	
14 AWG	47	23	15	11	9	7	6		5	
Wire size ↓	Type 2 (6.70W), number of Clima Canals:									
17 AWG	12	6	4	3			2			
16 AWG	18	9	6	4		3		2		
14 AWG	30	15	10	7	6	5		4		3
Wire size ↓	Type 3 (10.30W), number of Clima Canals:									
17 AWG	8	4				2			1	
16 AWG	12	6	4	3				2		
14 AWG	20	10	6	5	4	3		2		
Wire size ↓	Type 4 (12.10W), number of Clima Canals:									
17 AWG	6	3		2		1				
16 AWG	10	5		3			2			1
14 AWG	17	8	5	4		3			2	



# Clima Canal Hybrid / Clima Canal

## Clima Canal Hybrid / Clima Canal\_pressure drop

